


geratech[®]



EGE-EXT-USB32-100-TX

USB 3.2 Over
Category Cable Transmitter



DISCLAIMERS

The information in this manual has been carefully checked and is believed to be accurate. Geratech assumes no responsibility for any infringements of patents or other rights of third parties which may result from its use.

Geratech assumes no responsibility for any inaccuracies that may be contained in this document. Cypress also makes no commitment to update or to keep current the information contained in this document. Geratech reserves the right to make improvements to this document and/or product at any time and without notice.

COPYRIGHT NOTICE

No part of this document may be reproduced, transmitted, transcribed, stored in a retrieval system, or any of its part translated into any language or computer file, in any form or by any means—electronic, mechanical, magnetic, optical, chemical, manual, or otherwise—without express written permission and consent from Geratech.

© Copyright 2018 by Geratech.

All Rights Reserved.

TRADEMARK ACKNOWLEDGMENTS

All products or service names mentioned in this document are trademarks of the companies with which they are associated.

SAFETY PRECAUTIONS

Please read all instructions before attempting to unpack, install or operate this equipment and before connecting the power supply. Please keep the following in mind as you unpack and install this equipment:

- Always follow basic safety precautions to reduce the risk of fire, electrical shock and injury to persons.
- To prevent fire or shock hazard, do not expose the unit to rain, moisture or install this product near water.
- Never spill liquid of any kind on or into this product.
- Never push an object of any kind into this product through any openings or empty slots in the unit, as you may damage parts inside the unit.
- Do not attach the power supply cabling to building surfaces.
- Use only the supplied power supply unit (PSU). Do not use the PSU if it is damaged.
- Do not allow anything to rest on the power cabling or allow any weight to be placed upon it or any person walk on it.
- To protect the unit from overheating, do not block any vents or openings in the unit housing that provide ventilation and allow for sufficient space for air to circulate around the unit.
- Please completely disconnect the power when the unit is not in use to avoid wasting electricity.

VERSION HISTORY

REV.	DATE	SUMMARY OF CHANGE
Ver	1.00 2024/5/9	Initial Release

TABLE OF CONTENTS

1. Introduction..... 1

2. Applications 1

3. Package Contents 1

4. System Requirements..... 1

5. Features..... 1

6.Operation Controls and Functions 2

 6.1 Front Panel..... 2

 6.2 Rear Panel..... 3

7. Connection Diagram 3

8. Specifications 4

 8.1 Technical Specifications..... 4

 8.2 Cable Specifications 5

 8.3 HDBaseT Features..... 5

9. Acronyms 5



1. Introduction

This USB 3.2 Gen1 extender set is designed to extend signal from one USB host to multiple USB devices for up to 100 meters (328 feet) when paired with receiver from the homologous series. This transmitter enables the extension from the USB-C host to a local USB device and USB devices on the receiver. The transmitter can be powered by a connected host device such as a computer or laptop, without the need for an external power adaptor. Type-A port can provide up to 5V/900mA (4.5W) power when unit is active. The unit also has a hotkey for convenient firmware update.

2. APPLICATIONS

- Remote USB extension
- Security and monitoring
- Industrial control
- Conference room and boardroom KVM Extension

3. Package Contents

- 1× USB 3.2 over Category Cable Transmitter
- 1× Operation Manual

4. SYSTEM REQUIREMENTS

- The use of industry standard Cat.6, Cat.6A or Cat.7 cable is highly recommended.

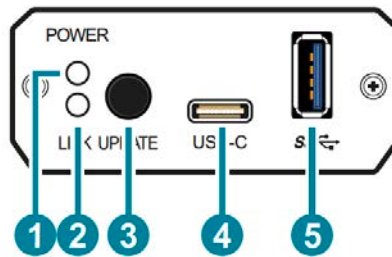
5. FEATURES

- Support USB 3.2 Gen1 with 1 USB-C host port and 1 USB-A device port
- Support Point-to-Point transmission
- Transmission up to 100 meters (328 feet)
- The transmitter can be powered by a connected host such as a computer or laptop

- The host can control multiple USB devices on transmitter side and receiver side
- Firmware update with hotkey from the transmitter, enabling remote firmware updates to the receiver.
- Backward compatible with USB 2.0

6. OPERATION CONTROLS AND FUNCTIONS

6.1 Front Panel



1. POWER LED: This LED will illuminate to indicate the unit is on and receiving power.

2. LINK LED: This LED will illuminate solidly when a live connection with a compatible receiver is active.

3. UPDATE Button: Reserved for manufacturer use only.

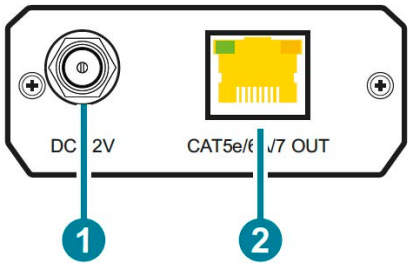
4. USB 3.2 Host Port (Type-C): Connect directly to a USB host such as a PC or laptop to extend their USB functionality to devices connected to the USB ports on the currently connected receiver.

Note: If the unit is connected to a USB-C port that provides power then no power adapter is required to power the unit.

5. USB 3.2 Device Port (Type-A): Connect directly to a standard USB device such as a mouse, keyboard or flash drive to extend their USB functionality to the host currently connected to the transmitter's USB port.

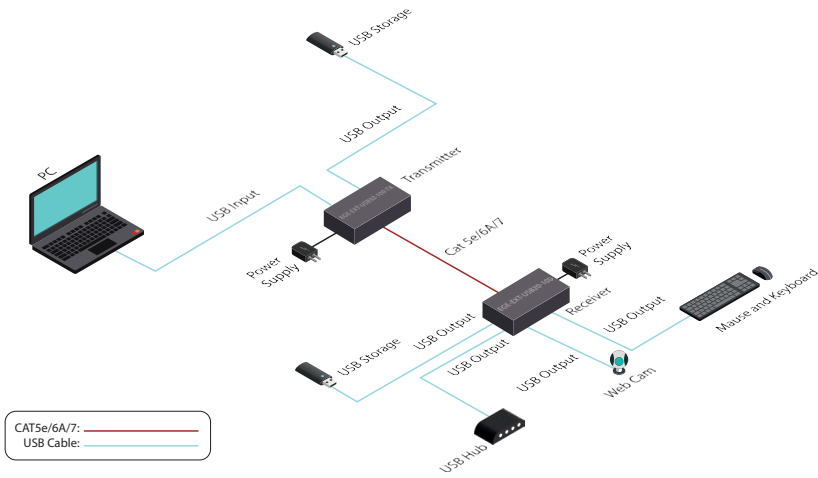
Note: Type-A port can provide up to 5V/900mA (4.5W) power.

6.2 Rear Panel



- 1. **DC 12V Port:** Plug the 12V DC power adapter into this port and connect it to an AC wall outlet for power.
- 2. **CAT 5e/6A/7 OUT Port:** Connect to a compatible receiver with a single cable for transmission and reception of all data signals.

7. Connection Diagram



8. SPECIFICATIONS

8.1 Technical Specifications

USB-C Bandwidth	5Gbps
HDBaseT Bandwidth	6Gbps
Input Ports	1×USB 3.2 (Type-C)
Output Ports	1×USB 3.2 (Type-A) 1×Cat.5e/6A/7 (RJ-45)
Power Supply	12V/1.25A DC (US/EU standards, CE/FCC/UL certified)
ESD Protection	(HBM) ±8kV (Air Discharge) ±4kV (Contact Discharge)
Dimensions	(W×H×D) 95mm×24.75mm×60mm [Case Only] 103.5mm×24.75mm×60mm [All Inclusive]
Weight	155g
Chassis	Material Metal (Aluminum)
Chassis Color	Black
Operating Temperature	0°C – 40°C/32°F – 104°F
Storage Temperature	-20°C – 60°C/-4°F – 140°F
Relative Humidity	20 – 90% RH (Non-condensing)
Power Consumption	8.34W(full load)

8.2 Cable Specifications

Cable Length	USB 3.2
	5Gbps
Ethernet Cable	
Cat.5e/6	70m
Cat.6A/7	100m

8.3 HDBaseT Features

HDBaseT Feature Set	Transmitter
Video & Audio Extension	Unsupported
LAN Extension	Unsupported
Send power to Receiver	Unsupported
Accept power from Receiver	Unsupported
IR Extension	Unsupported
RS-232 Extension	Unsupported
USB 3.2 Extension	Supported

9. ACRONYMS

ACRONYM COMPLETE	TERM
Cat.5e	Enhanced Category 5 cable
Cat.6	Category 6 cable
Cat.6A	Augmented Category 6 cable
Cat.7	Category 7 cable
Mbps	Megabits per second
Gbps	Gigabits per second
PD	Powered Device
PSE	Power Sourcing Equipment
UAC	USB Audio Class
USB	Universal Serial Bus
UVC	USB Video Class



www.egerate.com

www.geratech.eu